



STATE BOARD OF OPTOMETRY
 2450 DEL PASO ROAD, SUITE 105, SACRAMENTO, CA 95834
 P (916) 575-7170 F (916) 575-7292 www.optometry .ca.gov



Continuing Education Course
 Approval Checklist

Title:

Provider Name:

- Completed Application
 - Open to all Optometrists? Yes No
 - Maintain Record Agreement? Yes No
- Correct Application Fee
- Detailed Course Summary
- Detailed Course Outline
- PowerPoint and/or other Presentation Materials
- Advertising (optional)
- CV for EACH Course Instructor
- License Verification for Each Course Instructor
 - Disciplinary History? Yes No

February 1, 2017

California State Board of Optometry
2450 Del Paso Road, Suite 105
Sacramento, CA 95834

Dear California State Board of Optometry,

Re: Returned CE Course Approval Request – Viral Infections of the Anterior Segment


This letter serves to furnish the items requested after preliminary review of my initial application.

A sincere effort was made to submit the initial application 45 days in advance of the presentation date; however, I did not receive the presentation materials from Dr. Neda Shamie within an acceptable time frame. That said, I waited to mail the entire CE application packet until I was in possession of all presentations for the Kaiser Permanente 2017 Optometry Symposium. In the future, I will be more stringent with each instructor to ensure I have all necessary materials well in advance of the symposium date.

Additionally, there was a misunderstanding of the CE Course Approval Application process as I was unaware of the requirement that the application be submitted electronically and not by mail. Moving forward, I am now clear of the requirements and will submit future applications via email.

If you have any questions, please feel free to contact me at (626) 405 – 4648 or by email jennifer.n.iacuaniello@kp.org.

Sincerely,



Jennifer Iacuaniello

Cashiering and Board Use Only			
Receipt #	Payor ID	Beneficiary ID	Amount
1-2257	6423427	4483983	50
GOVERNOR EDMUND G. BROWN, JR.			



STATE BOARD OF OPTOMETRY
 2450 DEL PASO ROAD, SUITE 105, SACRAMENTO, CA 95834
 P (916) 575-7170 F (916) 575-7292 www.optometry.ca.gov



CONTINUING EDUCATION COURSE APPROVAL APPLICATION

\$50 Mandatory Fee

Pursuant to California Code of Regulations (CCR) § 1536, the Board will approve continuing education (CE) courses after receiving the applicable fee, the requested information below and it has been determined that the course meets criteria specified in CCR § 1536(g).

In addition to the information requested below, please attach a copy of the course schedule, a detailed course outline and presentation materials (e.g., PowerPoint presentation). Applications must be submitted 45 days prior to the course presentation date.

Please type or print clearly.

Course Title Viral Infections of the Anterior Segment	Course Presentation Date <div style="text-align: center;"> 0 2 / 1 1 / 2 0 1 7 </div>
---	---

Course Provider Contact Information

Provider Name Jennifer _____ lacuaniello _____ Nami _____ (First) (Last) (Middle)		
Provider Mailing Address Street <u>393 E. Walnut, 1st Fl</u> City <u>Pasadena</u> State <u>CA</u> Zip <u>91188</u>		
Provider Email Address <u>jennifer.n.lacuaniello@kp.org</u>		
Will the proposed course be open to all California licensed optometrists?	<input checked="" type="checkbox"/> YES <input type="checkbox"/> NO	
Do you agree to maintain and furnish to the Board and/or attending licensee such records of course content and attendance as the Board requires, for a period of at least three years from the date of course presentation?	<input checked="" type="checkbox"/> YES <input type="checkbox"/> NO	

Course Instructor Information

Please provide the information below and attach the curriculum vitae for each instructor or lecturer involved in the course. If there are more instructors in the course, please provide the requested information on a separate sheet of paper.

Instructor Name David _____ Sendrowski _____ Peter _____ (First) (Last) (Middle)		
License Number <u>8376</u>	License Type <u>Optometrist</u>	
Phone Number (<u>714</u>) <u>449-7414</u>	Email Address <u>dsendrowski@ketchum.edu</u>	

I declare under penalty of perjury under the laws of the State of California that all the information submitted on this form and on any accompanying attachments submitted is true and correct.



Jennifer lacuaniello
 Signature of Course Provider

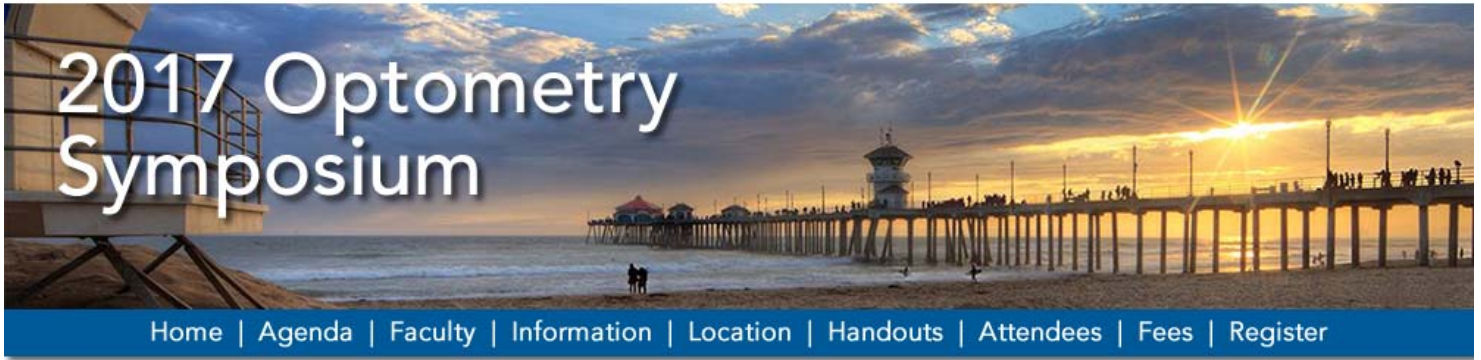
1.5.17
 Date

Transaction Details

Include check image Print

Check Number 1278
Account Number [REDACTED]
Posted Date Jan 13, 2017
Amount (\$350.00)





WELCOME!

Please join us at this informative conference for Kaiser Permanente optometrists, opticians and other interested health care professionals. This event will provide a congenial atmosphere to exchange ideas and learn from notable experts in optometry and related fields.

Madhu Chawla, OD
Chairperson, Optometry Symposium Committee

DATE & LOCATION

Saturday, February 11, 2017

[The Waterfront Beach Resort, A Hilton Hotel](#)
21100 Pacific Coast Highway
Huntington Beach, CA 92648
(714) 845 - 8000

AGENDA

Download the symposium agenda

FACULTY

[Click here to meet the faculty](#)

SOCIAL MEDIA

Follow us on facebook and twitter for up to date information on all symposia.



Reminder

Name badges will no longer be printed.
Please bring your Kaiser Permanente issued badge for identification.



[Home](#) | [Agenda](#) | [Faculty](#) | [Information](#) | [Location](#) | [Handouts](#) | [Attendees](#) | [Fees](#) | [Register](#)

LEARNING OBJECTIVES

At the end of this activity, participants should be able to:

1. Enhance their knowledge surrounding the treatment and management of glaucoma
2. Co-manage patients with corneal disorders
3. Be informed and learn about new diagnostic technology available for patient care for the treatment and management of glaucoma and corneal disorders
4. Gain a better understanding of treatment options available for anterior segment disorders
5. Enhance knowledge of systemic disease as it applies to eye care
6. Reinforce knowledge of the standard of care within the profession and optimize care delivery

TARGET AUDIENCE

Optometrists, Ophthalmologists, Opticians and any other interested health care professionals

ACCREDITATION

Optometrists – California State Board of Optometry approval pending.

PERSONS WITH DISABILITIES

In compliance with the Americans with Disabilities Act, all reasonable efforts will be made to accommodate persons with disabilities at the meeting. If you have any special dietary or accommodation needs, please notify the meeting planner listed, prior to the symposium at (626) 405-4648 or tie-line 8-335-4648. This advance notice will help us serve you better.



2017 Optometry Symposium

Saturday, February 11, 2017

Agenda

7:00 am	Registration and Breakfast
7:50 am	Welcome and Introductions
8:00 am	Potpourri of Corneal Cases Neda Shamie, MD
8:50 am	Corneal Dystrophies and Pathology Neda Shamie, MD
9:40 am	Morning Break
10:00 am	Systemic and Medical Jeopardy David Sendrowski, OD
10:50 am	Viral Infections of the Anterior Segment David Sendrowski, OD
11:40 am	OD of the Year
11:50 am	Lunch
12:50 pm	Lessons Learned as a Malpractice Consultant Andrew Mick, OD
2:30 pm	Afternoon Break
2:40 pm	The Other Glaucoma Andrew Mick, OD
3:30 pm	Enlarged Optic Nerve Cupping Andrew Mick, OD
4:20 pm	Closing Comments and Raffle

Agenda is subject to change

Course: Viral Infections of the Anterior Segment

Speaker: David Sendrowski, OD, FAAO

Time: 10:50 am – 11:40 am

CE Requested: 1 Hour

Summary: Viral infections are common throughout a patient's lifetime. These acquired viral infections may manifest secondary ocular complications or begin as an ocular complaint. The lecture covers both types of presentations along with their ocular and systemic treatment and management.

Objective: Gain a better understanding of treatment options available for anterior segment disorders.

Topical Outline

1. Herpes Simplex Virus
 - a. Description
 - b. Location
 - c. Presentations
2. HSV Epidemiology
 - a. Incidence
 - b. Prevalence
 - c. Risk Factors
3. HSV Diagnosis
 - a. Lab Work Up
4. Treatment
 - a. HSV Epithelial Disease
 - b. Treatment: Why Zirgan?
5. Oral Recommendations
 - a. Non-Topical
 - b. Nutrition and Dietary Supplements
6. Follow-Up Recommendations
 - a. Patient Monitoring
 - b. Patient Education
 - c. Prognosis
 - d. Complications
 - e. Pediatric/Adult Considerations
7. ICD 10 Codes
 - a. ICD-10:B00.52

8. Adeno-Viral Conjunctivitis
 - a. Causes of Conjunctivitis
 - b. Clinical Accuracy
 - c. Clinical Challenges
 - d. Signs
 - e. Symptoms
 - f. Peri-ocular Manifestations
 - g. Confidence in Diagnosing
 - h. Easy 4-step Process
 - i. AdenoPlus Results
 - j. Adenoviral Conjunctivitis Management
 - k. Treatment

1. **New Thoughts on Viral Eye Infections.**

David P Sendrowski, OD, FAAO
 Chief, Ophthalmology Consultation Service
 Professor/SCCO@MBKU

2.

3. **Description**

- Herpes simplex virus type 1 causes ocular infection following introduction of the virus in childhood as a subclinical or mild systemic infection. The HSV becomes latent in ganglion around the eye (trigeminal).
- Conjunctival inflammation precedes corneal vesicles, Superficial Punctate Keratitis (SPK), and then branching epithelial ulcer, a classic dendritic ulcer which may enlarge to a geographic form.
- Deeper corneal forms of herpes simplex virus keratitis (HSVK) may follow days/weeks later. Disciform keratitis is an immune form of HSV involving corneal endothelium leading to edema.

4. **Herpes Simplex Location**

5. **Herpes Simplex Presentation**

6. **HSV Presentations**

7. **EPIDEMIOLOGY**

Incidence

- HSV type 1 is the leading cause of blindness from an infectious corneal disease. By age 5 years, over 60% show antibody evidence systemic HSV.
- About 1% of HSV infected patients develop ocular HSV.

Prevalence

- There are about 20,000 new primary cases of HSVK seen yearly. Most are dendritic keratitis.
- About 30,000 recurrent HSVK cases are seen annually.

8.

RISK FACTORS (History questions)

- Fever, URI, ocular trauma, menses, high stress, CL use, UV exposure all have been considered risk factors, but not proven.

9. **Physical exam**

COMMONLY ASSOCIATED CONDITIONS

- Fever blisters around the mouth, nose, and eye often accompany ocular HSV.

10. **DIAGNOSIS**

11. **Presentation:**

- Young adult or child with ocular inflammation and eye irritation (pain) often precede HSVK.
- Blurred VA when the infection is in the visual axis.
-

12. **PHYSICAL EXAM**

Slit-lamp examination (cornea & conjunctiva) is critical to diagnose ocular HSV. Vital dyes such as fluorescein, lissamine green, or Rose Bengal are very helpful.
PA node is helpful.

13. 14. **Lab**

- Most often lab tests such as culture are not necessary as slit-lamp diagnosis of dendritic keratitis is very specific. With more complicated, deeper forms of HSVK, culture, PCR, or immune tests are used.
-

15. **Lab Work Up**

- Giemsa stain –(multinucleated giant cells)
- PAP Stain- (intranuclear inclusion bodies)
- RPS adeno detection (In-Office) r/o adenovirus
- Viral cultures: HSV antigen detection tests, such as the enzyme-linked virus inducible system (ELVIS) (results 2 - 4 hours)
- EIA (Herp Chek -in-office) (1/2 days)
- (PCR / Multiplex PCR) using tear samples (3 to 5 days)

16. **TREATMENT**

- Dendritic keratitis responds well to trifluridine drops topically and third generation topical gels such as ganciclovir.
- Oral antivirals, acyclovir and valacyclovir are useful. (Famvir: Ok-- but more expensive)
- Steroids should be avoided for ocular surface HSVK, but are used with antivirals for stroma HSVK, disciform, necrotizing and uveitis.
-

17. **HSV epithelial disease – Topical Treatment**

- Viroptic drops q2h up to 9x/day
 - Reduce drops to 4 to 5 times after 3 to 5 days OR...
- Zirgan eye gel (topical ganciclovir) (ave: \$165)
- Less Utilized – still available
- Topical Acyclovir (not avail. in US)
- Topical Idoxuridine (Herplex / Stoxil) D/c
 - Hard to get and causes a lot of local toxicity

⊙ Topical Vidarabine (Vira -A) ointment (Comp. lab)

⊙

18  **Treatment: Why Zirgan?**

- Older drugs: Chemotherapy for the eye– inhibited all DNA replication (healthy and HS infected corneal epithelial cells) Zirgan targets Viral DNA.
 - Higher levels of corneal toxicity

20  **Oral Recommendations:**

21  **HSV Epithelial Disease- Treatment**

Non-Topical

- Corneal debridement used in adult if HSK is superficial and no prior use of steroids. (AB for epi. breakdown- be careful not to break Bowmans layer)
- Oral Acyclovir**(400mg 3-5X/day) – off label but cheap. Oral Valacyclovir (Valtrex) 500mg (3X/day), Famciclovir (250 mg 3X/day), Acyclovir (Zovirax), suspension 200mg/5ml (kids)

•
 **Sozen E, Avunduk AM, Akyol N. "Comparison of efficacy of oral valacyclovir and topical Acyclovir in the treatment of herpes simplex keratitis: a randomized clinical trial" Chemotherapy; 52: 29–31 (2006).

22  **HSV Epithelial Disease- Treatment**
Non-Topical

- Recurrent Epithelial episodes
 - HEDS II found that 400 mg Acyclovir BID, for 1 year significantly reduced the risk of recurrence (41%) of ocular HK (>one episode /year), stromal keratitis, and oro-facial HSV compared with placebo.
 - Benefit provided (HEDS II) by long term Acyclovir was seen in those with a history of stromal keratitis (51%).
 - Resistance is low in the immuno-competent population.
 - There are no FDA approved vaccines for the prevention of herpes simplex infection or recurrence. There have been relatively few clinical trials investigating the efficacy of a vaccine in the prevention of ocular HSV infections.

23  **Nutrition and Dietary Supplements**

- Lysine.
 - *Several studies suggest that lysine may help reduce the number of recurring outbreaks of cold sores. A few studies also suggest that lysine may help shorten the length of an outbreak.*
- Propolis.
 - *A resin made by bees, propolis is loaded with antioxidants that help fight infection and boost immune function*
- Zinc.
 - *In test tubes, zinc is effective against HSV-1 and HSV-2*

26  **FOLLOW-UP RECOMMENDATIONS***Patient Monitoring*

- With HSV dendritic keratitis follow-up, slit-lamp exams as necessary until resolution, with stromal disease, very long-term follow-up is critical. Herpes is forever.

27 **PATIENT EDUCATION**

- Discussion of long-term therapy. Not to self-medicate with recurrences, but to expedite office examination.

28 **PROGNOSIS**


- Good for initial and early recurrent dendritic keratitis with topical Rx. or oral Rx.
- Guarded for stromal HSV.

29 **COMPLICATIONS**

- Significant morbidity and visual loss with stromal HSV.

30 *Pediatric / Adult Considerations*

- Infants and children can develop HSVK after loss of maternal antibodies.
- Steroids should never be used for a red eye in this group unless a slit-lamp examination is done.

31  **ICD 10 CODES**

ICD-10: B00.52(1or 2) Herpes viral keratitis

32  **CLINICAL PEARLS**

- Always suspect possible ocular HSV in patients with an acute red eye and do slit-lamp examination (cornea and conj.) with vital dye to avoid treating HSV with topical steroids especially in children.

33 34  **Adeno-Viral Conjunctivitis**35  **Causes of Conjunctivitis**

36  **Causes of Conjunctivitis**37  **Clinical Accuracy¹⁻⁴**

- Leibowitz et al.²
 - 31% of presumed bacterial conjunctivitis were culture positive
 - 52% with presumed viral conjunctivitis were culture positive for pathogenic bacteria
- Cheung et al.³
 - 67% of Adenoviral cases presented unilaterally and the misdiagnosis rate was 42% in these patients
- During a clinical trial to evaluate cidofovir treatment at 16 academic centers, experts showed a clinical accuracy of about 48%

38  **Clinical Challenges**39  **Symptoms**

- Sudden, explosive onset of red, irritated eyes
- Watery discharge, foreign body sensation
- Itching and burning may be primary complaints; milder forms of EKC may have milder symptoms (patient and doctor may underestimate contagiousness and seriousness of infection)
- Photophobia, excessive tearing with SPK

40 Rule of 8's for EKC

1. Type 8 & 19 very common (probably most common)
2. First eight days of infection most dangerous since patient is asymptomatic (however, contagion lasts up to stage of SEI's)
3. Day 16 SEI develop (non-contagious and may last months to years)
 - Presents in classically defined 8 day periods
 - Increasing variations in cyclical periods due to increasing viral mutations and increased virulence
 - Some stages may present much earlier or not at all (i.e., immediate keratitis, absent conjunctivitis)

41 

- Somewhat predictable stages of development
 - Starts as non-specific "pink eye"
 - SPK about one week later (diffuse, fine, or coarse); if virulent strain, much sooner
 - About one week after onset of SPK, small / delicate subepithelial infiltrates may develop; diffuse, possibly related to areas of prior SPK; but if from virulent strain, appear much sooner

42  **Signs**

- Acute follicular conjunctivitis; usually starts in one eye first; second eye follows in one week or less; bilateral but often asymmetric
- Tender pre-auricular node (may be visible)
- Lid edema

43 

- Subconjunctival or petechial hemorrhages possible; EKC is primary infectious cause of subconjunctival hemorrhages
- Pseudomembrane possible in more serious cases (EKC is also likeliest infectious cause of pseudomembranes); varies from thin film to dense, opaque sheet
- Mild iritis if keratitis is sufficiently severe

44 45 

- Progression through stages (conjunctivitis to SPK to SEI) may occur in predictable periods (per Rule of 8's); with increasing viral mutations, stages are often prolonged or totally absent; more virulent forms progress to keratitis much more quickly
- Late SEI's are anterior stromal in location; occur more than 2 weeks after SPK has cleared; exist under clear epithelium; last months to years

46 

- Usually minimal systemic symptoms: mild fever (if any)
- Vision changes
 - Mild case usually 20/20 to 20/30
 - SPK can drop VA to 20/40
 - SEI's can drop VA to 20/60 or worse
 - Severe keratitis can cause 20/100 at any time
- Subepithelial infiltrates (SEI's) may additionally cause glare
- Ocular symptoms (except for blur) usually have calmed down by day 10 to 14

47 48  **Peri-ocular Manifestations**

- Adenoviruses
 - Adenopathy (Pre-auricular, submandibular)
 - Fever
 - Pharyngitis
 - URTI
 - Lid swelling

49 

The *first and only FDA-cleared*, CLIA-waived POCT to aid in the rapid differential diagnosis of acute conjunctivitis (pink eye).

50  **Confidence in Diagnosing**

- Accurate: 90% sensitivity, 96% specificity
- Point-of-care: CLIA-waived
- Easy to use: 4 simple steps

- Cost effective: Single use, disposable test
- Reimbursable: 87809QW
- Fast: Results in 10 minutes
- Right treatment: Help reduce antibiotic resistance
- Low limit of detection: 6 ng/ml

52 **Easy 4-step Process**

53 **AdenoPlus® Results**

54 **Adenoviral Conjunctivitis Management**

- Supportive therapies
 - Artificial tears (may be refrigerated)
 - Topical NSAID's for discomfort
- Decontamination at home
- Hand washing
- Isolation 5-7 days
- Anti-viral therapy
 - No FDA-approved drugs specific for the treatment of Adenoviral conjunctivitis
 - Zirgan (Ganciclovir) use is being studied (some anecdotal reports)
 - In-Office use of Betadine and Top. Steroid
 - Antibiotics are ineffective against treating the viral
 - Avenova- disappointing results in phase II 2015
 -

55

- Betadine (povidone – iodine) 5% sterile ophthalmic prep solution for moderate/severe EKC
 - 1 gtt proparacaine
 - 2 gtt Betadine solution
 - patient rolls eyes for several seconds
 - clean lid margins w/2-3 gtt drops of Betadine on cotton tip applicator
 - rinse eyes with sterile saline, wipe off eyelid margins with cotton ball
 - Rx topical steroid to reduce inflammation

56

Supportive, symptomatic therapy

- Sunglasses
- Lubricants, as frequently as needed
- Vasoconstrictor drops, QID
- Cool compresses
- Patient may experiment with alternating warm and cool compresses; warm will exacerbate the hyperemia while enhancing the immune response
- Aspirin, acetaminophen, or other analgesics (NSAID's)

57 **Treatment**

- Rule out dendrites and scrupulously avoid use of any steroids
- Primary goal in the office is prevention of spread
- Strict maintenance of hygiene: hand washing, disposable gloves, no applanation

tonometry on a hot eye (substitute NCT)

- Virus is hardy: survives 4-6 days on tonometer tip, up to 7 days in air-dried state
- Extreme likelihood of iatrogenically spread infections; best cleaning is with dilute bleach

85.  **Questions**

86. 

DAVID P. SENDROWSKI, O.D., FAAO

Current Address

54 Vela Court
Coto De Caza, CA 92679
949.589.6559
E-mail: dsendrowski@cox.net

College Address

2575 Yorba Linda Blvd.
Fullerton, CA 92831-1699
714.449.7414 • Fax: 714.992.7848
E-mail: dsendrowski@ketchum.edu

PROFESSIONAL OBJECTIVE

To serve the profession of Optometry by providing the highest quality in-patient care, teaching, continuing education, instruction, and consultation.

EDUCATION

- C.R. Certificate of Residency in Hospital-Based and Geriatric Optometry
V.A. Medical Center Hospital
West Los Angeles, California 1986
- O.D. New England College of Optometry
Boston, Massachusetts 1985
- B.S. University of Massachusetts
Amherst, Massachusetts 1981
Major: Zoology
Minor: Chemistry

PUBLICATIONS

Viral Infections: "Claim Victory Over Viral Conjunctivitis"
Sendrowski, DP, Maher, JF.
Review of Optometry, June 2016, pp: 78-86

Pseudo-glaucoma in a Patient with Double Optic Nerve Head Pits
David P. Sendrowski, OD, FAAO, Southern California College of
Optometry, Marshall B. Ketchum University
Poster: AAO, OVS supplemental pub (on-line); New Orleans, LA. October 2015

Book Review: *Ocular Pathology Case Reviews (1st Edition)* ISBN: 978032387951
Sendrowski, DP.
Optometry/Vision Science (OVS), Vol. 91, No. 11, November 2014

Zero in on a Differential Diagnosis of Uveitis
Sendrowski, DP
Optometry Times, August 2013

Neurological Disorders: Know When and What to Look For
Sendrowski, DP
Optometry Times, October 2012

Common Ocular Disorders in the Pediatric Population
Sendrowski DP, Lingua RW
Clinical and Refractive Optometry, 23:4, 2012, 17-23.

Current Treatment for Vitreous Floaters
Sendrowski, DP, Bronstein, MA
Optometry, March 2010, 81(#3); 157-161.

Thyroid Eye Disease
Sendrowski DP, Lingua B. Clinical Ocular Pharmacology, Fifth Ed. Bartlett & Jaanus, Ed. (Chap. 33). Butterworth/Heinemann Publisher, St. Louis, MO, ISBN: 978-0-7506-7576-5, November 2008.

Anti-Inflammatory Drugs
Sendrowski DP, Jaanus S. in Clinical Ocular Pharmacology, Fifth Ed. Bartlett & Jaanus, Ed. (Chap 17). Butterworth/Heinemann Publishers, ISBN: 978-0-7506-7576-5, October 2008.

Comparison of the Optic Nerve Rim Tissue between Healthy Caucasians and Hispanic Populations Using the HRT II.
Sendrowski DP, Kostura MR, Kostura S. California Optometry 2007: 34(1); 48-51.

Update on Thyroid Disease
Clinical and Refractive Optometry 2006: 17(4); 149-145.

Book Review: Laser Treatment of Eye Floaters
Sendrowski DP. Optometry and Vision Science 2006: 83(6); 354.

Acquired Toxoplasmosis in an Immunocompetent Patient from a Petting Zoo
Sendrowski DP, Bronstein M. (Abstract) AAO Supplemental 2006: 83(12S); p. 85.

Managing the Thyroid Eye Patient
Sendrowski DP. Clinical & Refractive Optometry (17) No. 4: p. 140-145, April 2006.

Pseudo-Foster Kennedy Syndrome Secondary to Malignant Hypertension
Sendrowski, et al (Abstract), AAO Supplemental 2005; 82(12S) p. 79.

Ocular Dermatology in Primary Eye Care
Sendrowski DP, Floyd LL, Cornish A. Clinical and Refractive Optometry, Vol. 16, No. 3, pp 7-14, March 2005.

Pseudo-Foster Kennedy Syndrome Secondary to Malignant Hypertension
Sendrowski DP, Bronstein MA, Lingua RL. Clinical and Refractive Optometry, Vol. 16, No. 1, pp: 6-14, January 2005

Comparison of Optic Nerve Rim Tissue between Healthy Caucasian and Hispanic Populations Using the HRT II

Sendrowski DP, Kostura II, MR, Kostura SK. *Clinical and Refractive Optometry*, Vol. 15, No. 5, pp 142-149, May 2004.

Comparison of Optic Nerve Rim Tissue between Healthy Caucasian and Hispanic Populations Using the HRT II

Sendrowski D, et al. (Abstract) *JAAO*, Vol. 80, No. 12s, p. 132, December 2003.

Visual Consequences of Retinopathy of Prematurity

Hadler J, Sendrowski D (Abstract) *JAAO*, Vol. 80, No. 12s, p. 35, December 2003.

Update on Thyroid Eye Disease

Practical Optometry, Vol. 14, No. 1, pp 24-30, January 2003.

The Oculus Easyfield Perimeter in Vision Field Screening: Specificity and Sensitivity to Glaucoma and Other Causes of Field Loss

Comer G, Sendrowski D, et al. (Abstract) *JAAO*, Vol 79, No. 12, p 13, December 2002.

Ocular Dermatology in Primary Eye Care

Practical Optometry. Vol 12. No. 2, pp 41-46, March 2001.

Chapter 37, Fourth Edition of *Clinical Ocular Pharmacology*, Bartlett/Jaanus, Butterworth/Heinemann Publishers, Boston, February 2001. ISBN 0-7506-7039-8.

Thermal Cautery Following Chalazion Surgery and Its Effect on Recurrence Rates

Optometry and Vision Science, Vol. 77, No. 11, Nov. 2000, pp 605-607.

"Update on Thyroid Eye Disease"

Practical Optometry, Vol. 10, No. 1, pp 16-20, February 1999

"Differential Diagnosis in Primary Eye Care"

Textbook written by Bezan, Nishimoto, Larussa, Sendrowski. Butterworth/Heinemann Publishing Company, Boston, MA, January 1999. ISBN: 0-7506-9462-9.

Hyperthyroidism/Hypothyroidism – Chapters #12 and 13, "*Handbook of Primary Care Optometry*", Amos/Classe/Casser, W.B. Saunders, Co. Philadelphia PA, December 1999. ISBN: 0-7506-9317-3.

"An Investigation of Sympathetic Hypersensitivity in Chronic Fatigue Syndrome"

Optometry and Vision Science, Vol. 74, No. 8, pp 660-663, September 1997

"Thyroid Eye Disease"

Chapter 36, Third Edition of *Clinical Ocular Pharmacology*: Butterworth/Heinemann Publisher, September 1995. ISBN: 0-7506-7039-7.

"Hyperthyroidism and Parathyroid Dysfunction: in Optometry Clinics

Systemic Disease and the Eye, edited by John Classé, Appleton & Lange, Inc. Publisher, Vol. 3, No. 4, pp 87-97, June 1994. ISBN: 1050-6918.

"Emergency Medicine"

Clinical Medicine in Optometric Practice Chapter 15, pp 348-361, Muchnick, Mosby Publisher, St. Louis, March 1994. ISBN: 0-8016-6306-7.

"Results of the ONTT Study - What Should the Optometrist Know?"

"Perceptions" Orange County Optometric Society Publication, page 2, January 1994

Evaluation of a Patient with Thyroid Disease

"Perceptions" Orange County Optometric Society Publication, page 4, 1992

Presurgical Evaluation of the Cataract Patients' In Your Office

"Perceptions" Orange County Optometric Society Publication, page 4, February 1989

Why Would An OD Want to Screen for Hypertension in Their Practice

"Perceptions" Orange County Optometric Society Publication, page 5, March 1988

Unilateral Pigmented Mobile Vitreous Cyst

J Am Optom Assoc; 58(7):592-596. August 1987

RESEARCH

Prospective case crossover study to assess whether PDES Inhibitor exposure in men with erectile dysfunction increases the risk of the development of non-arteritic anterior Ischemic Optic Neuropathy (NAION), March 2009 – (2 years), study site - contributor

Comparison of Rim Tissue Changes in Normal vs. Glaucomatous Optic Nerve Heads in the Hispanic Population (2004)

Isoclear Research Team for New Contact Lens Case (2005) (Consultant for patient application and subject evaluation)

Phase III FDA Trials for Moxifloxacin drug study (2002-2003)

Grant Application: Design of Adaptive Optics Scanning Laser Ophthalmoscope P.I.-Neal Hartsough, December 2002

Phase III FDA Trials for Acute Bacterial Conjunctivitis Study, Protocol SPCL-GFLY 3/02 (2001-2002) - no investigator

Ocular Hypertensive Study Group, National Study – contributor (completed 2002)

Collaborative Ocular Melanoma study - contributor

Telemedicine Research Project with State of Hawaii, Research Member, October 1999

PROFESSIONAL EXPERIENCE (Private Practice / Academia)

Chief, Ophthalmology Consultation / Chronic Care and Special Testing Service (1990 - present)

Southern California College of Optometry / Optometric Center of Fullerton
Fullerton, CA 92831

Associate / Private Optometric Practice (1992-present)

24000 Alicia Pkwy
Suite #11
Mission Viejo, CA 92691

Director of Residency Programs (1990 - 1992)

Southern California College of Optometry
Fullerton, CA 92831

Director of the Outreach Program at the North Orange County Community Health Clinic (1989 - 1995)

(University of California Medical Center - Irvine)
300 West Romneya Dr.
Anaheim, CA 92801

Optometric Consultant - CSUF Clinic (1995 - present)

California State University Medical Clinic / Fullerton
Fullerton, CA 92831

Residency in Hospital-Based Primary Care and Geriatric Optometry (1985 - 1986)

Veterans Administration Hospital
West Los Angeles, California 90073

East Boston Community Health Center (1985)

East Boston, Massachusetts 02145

Brooke Army Medical Center (1984)

Fort Sam Houston
San Antonio, Tex 78234

RESPONSIBILITIES AT THE COLLEGE

DIDACTIC

Lab Instructor in Ocular Health Assessment I
(#660, Spring 1987-2017)

Course Instructor in Clinical Medicine
(#612, Fall 1987-90)

Course Coordinator and Instructor in Advanced Procedures
(#761, Winter 1987-2017)

Course Coordinator/Lab Instructor for Ocular Disease Management III
(#763, Spring 1991-2017)

Course Instructor for Ocular Disease Management I
Course Coordinator as of 1994 (#664 Spring 1987-2017)

Lecturer for Ocular Disease: Diagnostic and Therapeutic Courses (1988-2008)

Lab Instructor for Ocular Disease: Diagnostic and Therapeutic Course
TPA Lab Coordinator (1989-2004)

Lab Instructor in Human Resource Development
(#536, Fall 1986 - 89)

Lab Instructor for Courses:
(Case Analysis 7361 / Advanced Ocular Procedures III 7321, 2001-2017)

CLINICAL

Full Professor; Tenured (Initial Tenure 2004; Re-Tenured 2010, 2015) Southern California
College of Optometry

Chief, Ophthalmology Consultation / Chronic Care Service (1991-present)

Adjunct Assistant Professor in Primary Care/Internal Medicine Service, UCI Medical
School, Irvine, California (NOCCC) – 1989-1995

Director of Optometric Services - North Orange Community Care Clinic (NOCCC),
Anaheim, CA (1989-1995)

Private Practice Optometry: Floyd/Sendrowski, Mission Viejo, CA 92682 (1992-present)

Staff Optometrist: California State University Fullerton - Medical Clinic (1995-2002)

CONSULTANT / EXTERNAL COMMITTEES

SCCO Deans Search Committee (2012-2013) (appointed by the President/MBKU)

COA Faculty Relations Subcommittee (2004-2009)

Prospect Medical Group, Inc. Santa Ana, CA (2002-2017) – Procedures / Surgical Review
Committee

Speakers Bureau for ISTA / Pfizer Pharmaceuticals / Allergan Core Speaker / Alcon
Speakers Alliance / VSP/ Sucampo Pharmaceuticals / Shire Pharmaceuticals Advisory
Board / Speaker

Advisory Board Member for The Laser Center (TLC), Brea, California
(1999-2001)

Consultant for Akorn Pharmaceuticals, Board of Advisors
(1998-2001)

Consultant in the Ocular Disease Section for the California State Board of Optometry
(1990 - present)

Member: California Optometric Association Pathology Education Committee
(1991-2002) (2015-2017) (Chairman - 1996)

Consultant: California Optometric Association - Legislative Committee in TPA
(1992-present) (worked on Senate Bill 492 & 622)

Referee for Journal American Optometric Association articles
(1991-present)

Lead Examiner for California State Board in Optometry (1992-96)

FACULTY COMMITTEES

President of Faculty Council (2000-2002), (2012-2014), Vice President (2010-2012),
Immediate Past President (2014-2016)

Faculty Promotion/Tenure Committee (2002-2004), (2007-2010), (2016-2018),
Committee Chair (2010-2012)

Faculty Merit Committee, Chairman (2004-2006) (member 2007)

Immediate Past President Faculty Council Executive Committee (2002-2004)

Academic Standing and Policy (1986-1992, 1998-2004, 2009-2018), Chairman (1999-
2001)

Admissions Policy (1987-1988; 1996-1997) (2004-2009) (Chairman 2006-2008)

Continuing Education (member: 1988-2010, 2014-2017) (Chairman: 1997-2003)

Faculty Council Executive Committee Director (1990-1995; 1999- 2016)
(Secretary/Treasurer 1993-1995) (2008-2010)

Faculty Travel Committee (1990-97) – Committee Chairman (1992)

Faculty Recruitment Committee - Chairman (1996-1999)

Clinic Council Member (1992-2017)

ACADEMIC PRESENTATIONS / CONTINUING EDUCATION / SEMINARS

Unilateral Pigmented Mobile Vitreous Cyst
Poster at American Academy of Optometry, 1986

Differential Diagnosis of Arcuate Field Loss in the Young Patient
Poster at American Academy of Optometry, December 1987

Cranial Nerve Evaluation
CE course, SCCO, March 1987

Blood Pressure Techniques: Patient's That Are At Risk
CE course, SCCO, March 1987
Optic Nerve Head Evaluation: Differential Diagnosis of the Swollen Disc
CE course, SCCO, June 1988

Ultrasonography for the Optometrist
CE course, SCCO, June 1988

Differential Diagnosis of an Amelanotic Nevus
Poster at American Academy of Optometry, December 1988

The Spectrum of Visual Field Defects Associated with Optic Nerve Head Drusen
Poster at American Academy of Optometry, December 1988

Clinical Comparison of Direct Ophthalmoscopy and Optimized Photographic Techniques in the Detection of Retinal Nerve Fiber Layer Loss
Poster at American Academy of Optometry, December 1988

Binocular Indirect Ophthalmoscopy Workshop
Vision Expo CE Course, Anaheim, CA, April 1989

Pre/Post Cataract Evaluation
Allergan/Humphrey CE Course, Butte, MT, May 1989

Co-Management of the Pre-Post Cataract Patient
Allergan/Humphrey CE Course, La Crosse, WI, September 1989

Management of Lacrimal Disorders, Orbital Disease, Thyroid Eye Disease, Pre/Post Cataract Panel
Washington TPA Course, Seattle, WA, October 1989

Co-Management of the Pre/Post Cataract Patient
Allergan/Humphrey CE Course KOA Congress, Wichita, KS, October 1989

Thyroid Eye Disease / Diagnosis, Treatment, Management of Corneal Ulcers
San Fernando Optometric Society, San Fernando, CA, November 1989

Swollen Disc Syndrome

CE Course, SCCO, September 1989

An Unusual Case of CMV Retinitis

Poster at American Academy of Optometry, New Orleans, LA, December 1989

Diabetes and Diabetic Retinopathy

CE Course, SCCO, December 1989

Swollen Disc Syndrome: Part 2

CE Course, SCCO, December 1989

Papilledema: Etiology and Treatment

CE Course, SCCO, January 1990

Thyroid Eye Disease

Inland Eye Institute/Surgical Center, CE Course, San Bernardino, CA, April 1990

Laboratory Testing for the Optometrist / Cataract Co-Management: Pre/Post Op

CE Course, SCCO, May 1990

Orbital and Thyroid Eye Disease

TPA Course at SCCO, June 1990

Ocular Emergencies Workshop

COA Pathology Seminar, Newport Beach, CA, November 3, 1990

Swollen Disc Syndrome

CE Course, SCCO, December 1990

Bourneville's Disease, A Case Report

Poster at American Academy of Optometry, Nashville, TN, 1990

Congenital Encephalomalacia of the Occipital Lobes

Poster at American Academy of Optometry, Nashville, TN, 1990

Primary Care Optometry

UCI Medical School, CE Lecture, January 1991

Corneal Ulcers: Diagnosis, Treatment, and Management

CE Course, SCCO, February 1991

Neuro-Optometric Examination: Techniques and Management

CE Course, SCCO, February 1991

Ocular Emergencies

Save Your Vision - Television Talk Show/Continental Cablevision, Los Angeles, CA, March 1991

Binocular Indirect Ophthalmoscopy Workshop / Ocular Emergencies Workshop

CE Course, SCCO, April 1991

Evaluation of Anterior Uveitic Syndromes / Visual Field Interpretation and Testing Workshop

Vision Expo Course, Anaheim, CA, September 1991

New Advances in Glaucoma Symposium - Moderator
COA Pathology Seminar, Monterey, CA, November 1991

Background Diabetic Retinopathy
CE Course, SCCO, November 1991

Bilateral Optic Atrophy Secondary to a Pinealoma and Panhypopituitarism
Poster, American Academy of Optometry, Anaheim, CA, December 1991

Ocular Complications of AIDS
CE Course, SCCO, January 1992

Orbital Disease and Lacrimal Disorders
Fresno, CA, February 1992

Red Eye Diagnosis, Treatment, Management
Bakersfield Optometric Society, Bakersfield, CA, February 1992

Peripheral Retinal Disorders
Beaumont Optometric Society, Beaumont, CA, March 1992

Thyroid Eye Disease
California Optometric Association Congress, Anaheim, CA, March 1992

Red Eye Diagnosis, Treatment, Management
San Diego Optometric Society, San Diego, CA, May 1992

Uveitic Disorders / Pre- and Post-Surgical Evaluation of the Cataract Patient / Optic Nerve Head Disorders
TPA Course, SCCO, July 1992

Nonproliferative Diabetic Retinopathy
CE Course, SCCO, August 1992

Ocular Complications of AIDS
Alumni Weekend, SCCO, October 1992

Thyroid Eye Disease: Diagnosis and Management / Anterior and Intermediate Uveitis / Clinical Introduction to Automated Perimetry: Workshop / Posterior Uveitis: Clinical Evaluation and Management

Pupils, Ptosis, Associated Disorders
CE Course, San Diego Optometric Society, March, 1993

Ocular Disease in the Pediatric Population
CE Course, SCCO, April 1993

Uveitis: Diagnosis, Treatment and Management / Orbital Disease and Thyroid Dysfunction / Cataract Co-Management

Non-Proliferative Diabetic Retinopathy
CE Course, SCCO, August 1993

Anterior and Posterior Uveitis: Diagnosis, Treatment and Management / Orbital Disease and Thyroid Dysfunction
Mesa, AZ, TPA/SCCO, August 1993

Common Pupil and Ptosis Anomalies - Should You Refer / When and How to do a Basic Neurologic Evaluation of Your Patient / Anterior Uveitis - Idiopathic or an Early Sign of Systemic Disease / Introduction to Automated Visual Field Testing
Vision Expo, Anaheim, CA, October 1993

Ocular Complications from AIDS
Tri-City Optometric Meeting, San Francisco, CA, November 1993

Optic Nervehead Disorders
TPA Course, SCCO, December 1993

Anterior, Intermediate, Posterior Uveitis
TPA Course, SCCO, January 1994

Peripheral Retinal Disorders / Optic Nerve Disorders / Background Diabetic Retinopathy
Kaiser Permanente, Los Angeles Medical Center, January 1994

Pre- and Post-Surgical Management of the Cataract Patient
TPA Course, SCCO, February 1994

Lacrimal Disorders / Anterior Uveitis, Diagnosis, Treatment and Management / Orbital Disease and Thyroid Eye Disease
Colorado TPA Course, Denver, CO, February 1994

Orbital Diseases, Diagnosis, Treatment and Management
TPA Course, Ventura, CA, March, 1994

Dry Eye Diagnosis
TPA Course, Ventura, CA, March 1994

Pre- and Post-Cataract Management / Optic Nerve Head Disorders / Thyroid Eye Disease / Ocular Complications of AIDS
TPA Course, Ventura, CA, March 1994

Diagnosis of the Red Eye
San Diego Optometric Society, May, 1994

Optic Nerve Head Disorders / Anterior Uveitis Disorders / Orbital Disease: Dx, Tx, Management / Pre/Post Cataract Management
TPA Course, SCCO, July 1994

Peripheral Retinal Degenerations: Diagnosis and Management
CE Course, Pasadena, CA, August 1994

Anterior Segment Disorders: Conjunctival Infections
CE Course, SCCO, September 1994

Ocular Complications of AIDS
SCCO Alumni Weekend, SCCO, October 1994

Clinical Evaluation and Ocular Complications of a Patient with AIDS / Visual Fields Workshop - Automated Perimetry
Vision Expo, Anaheim, CA, November 1994

Evaluation of a Patient with Non-Proliferative Diabetic Retinopathy
San Bernardino Optometric Society, San Bernardino, CA, December 1994

Common Pupil and Ptosis Anomalies / Common Peripheral Retinal Disorders
COA Congress, Sacramento, CA, March 1994

Ocular Complications of AIDS
COA Congress, Sacramento, CA, March 1995

Anterior Segment Disorders: Optometric Co-Management
CE Course, Pasadena, CA, March 1995

Disorders of the Optic Nerve Head / Evaluation of a Patient with Thyroid Eye Disease / Non-Proliferative Diabetic Retinopathy (NPDR)
SFOS Pathology Symposium, San Fernando, CA, April 1995

Diagnosis and Management of the Red Eye Patient
Orange Co. Optometric Society, Orange, CA, May 1995

Ocular Changes in the Diabetic Patient
SCCO CE Course, Fullerton, CA, July 1995

Pupils and Ptosis Anomalies - When Should You Be Concerned / Ophthalmic Imaging and Telemedicine: New Diagnostic Frontiers / Visual Fields Workshop: Introduction to the Use of Automated Perimetry
Vision Expo '95, Anaheim, CA, September 1995

Optometric Testing for Posterior Pole Disorders
SCCO CE Course, Fullerton, CA, November 1995

Punctal Plug Workshop
COA Pathology Symposium, Monterey, CA, November 1995

Optic Neuritis: How to Differentially Diagnose Swollen Nerve Heads
SCCO CE Course, Fullerton, CA, December 1995

Punctal Plug Workshop / Binocular Indirect Workshop / Red Eye Triage for Staff Personnel
COA Congress, Anaheim, CA, March 1996

Visual Fields Interpretation and DPA Use
COA Congress, Anaheim, CA, March 1996

Disorders of the Optic Nerve Head / Conjunctival Disease / Anterior and Posterior Uveitis / Orbital Disease and Hyperthyroidism
TPA Course, SCCO, Fullerton, CA, March 1996

Anterior Uveitis, Common Diagnostic Mistakes / Thyroid Eye Disease
Indian Health Service Meeting, Phoenix, Arizona, April 1996

Anterior and Posterior Uveitis / Ocular Complications of AIDS / Optic Nerve Head Disorders
TPA Course, SCCO, Fullerton, CA, June 1996

Conjunctival Disease and Management / Case Presentations in Ocular Disease / Orbital Disease and Hyperthyroidism
TPA Course, SCCO, Van Nuys, CA, July 1996

Anterior Uveitis, Common Diagnostic Errors / Introduction to Visual Field Analysis: Workshop
Vision Expo, Anaheim, CA, September 1996

Conjunctival Disease and Management / Optic Nerve Disease: Detection and Diagnosis / Orbital Disease and Hyperthyroidism
TPA Course, SCCO, Fullerton, CA, November 1996

Optic Neuritis Update: Symposium on Acute Visual Loss
American Academy Meeting, CE Lecture, Orlando, FL, December 1996

TMOD Review
SCCO CE, Fullerton, CA, December 1996

Conjunctival Disease Diagnosis and Management
Kaiser Permanente, Long Beach, CA, January 1997

Conjunctival Disease Diagnosis and Management / Update on AIDS / Thyroid and Orbital Disease
TPA Course, Sacramento, CA, February 1997

Punctal Plug Workshop
COA Congress, Palm Springs, CA, March 1997

TMOD Review / Update
Advanced Sight Medical Group, Los Angeles, CA, April 1997

Uveitis: Diagnosis, Treatment and Management / AIDS Update
TPA Course, Montclair, CA, April 1997

Optic Nerve Head Disorders and Orbital Disease / Posterior Uveitis Syndromes
Montana Optometric Association, Masula, MT, May 1997

Ocular Complications of Rheumatological Disorders / Disc Edema vs. Papilledema / Posterior Uveitis Syndromes
AOA Congress, St. Louis, MO, June 1997

Orbital Disease / Anterior Uveitis: Dx, Tx, and Management
SCCO TPA Course, Van Nuys, CA, June 1997

TMOD Review Course
Kaiser Permanente, San Diego, CA, July 1997

Conjunctival Disease: Dx, Tx, and Management / Orbital Disease / Anterior Uveitis: Dx, Tx, and Management / TMOD Review
SCCO TPA Course, Fullerton, CA, July 1997

TMOD Review
Rio Hondo Society, Las Vegas, NV, August, 1997

Visual Field Workshop / Episcleritis and Scleritis Workup
Vision Expo, Anaheim, CA, September 1997

Update on Thyroid Disease
American Academy Meeting, Ellerbrock CE Course, San Antonio, TX, December 1997

Ophthalmic Office Aseptic Techniques Workshop
COA Congress, Sacramento, CA, March 1998

Anterior Uveitis: Dx, Tx Management / Orbital Disease
SCCO TPA Course, Fullerton, CA, March 1998

Ocular Dermatology / Aseptic Techniques in Ophthalmic Practice
AOA Congress, Orlando, FL, June 1998

Conjunctival Disease / Uveitic Disorders / Orbital Disease / Hyperthyroidism / Optic Nerve Head Disorders
SCCO TPA Course, July 1998

Conjunctival Disease / Uveitic Disorders / Orbital Disease / Hyperthyroidism
TPA Course, Honolulu, HI, August 1998

Visual Fields Workshop / Rheumatology and Ocular Complications
Vision Expo CE Course, Los Angeles, CA, September 1998

Diabetes Mellitus and Ocular Complications / Common Systemic Diseases You Should Know

Greater Western Council of Optometry, CE Course, Portland, OR, October 1998

Conjunctival Disease / Uveitic Disorders / Orbital Disease / Hyperthyroidism
SCCO TPA Course, October 1998

TMOD Review Course
CE Course, SCCO, November 1998

Update on Thyroid Eye Disease / Physical Evaluation of the Head and Neck Workshop
American Academy of Optometry, Ellerbrock CE Course, San Francisco, CA, December 1998

New Pharmaceuticals for Iritis: Iritis Case Rounds
SCCO/Colorado Amplification CE Course, Fullerton, CA, February 1999

Rheumatology and Its Ocular Complications
COA Congress, Santa Clara, CA, March 1999

Anterior/Posterior Uveitis; Orbital Diseases and Management
SCCO TPA Course, Fullerton, CA, March 1999

TMOD Review Course
SCCO CE Course, Fullerton, CA, April 1999

Anterior and Posterior Segment Disease Review
C&E Ocular Symposium, Fullerton, CA, April 1999

Peripheral Retinal Disorders/Anterior Segment Review
AVP Vision Plans, San Diego, CA, May 1999

Anterior/Posterior Uveitis; Orbital Disease and Management
SCCO TPA Course, Fullerton, CA, June 1999

TMOD Review Course
SCCO CE Course, Fullerton, CA, June 1999

Peripheral Retinal Disorders/Optic Nerve Disorders/Anterior Segment Disorders
AVP Vision Plan, Napa, CA, August 1999

Episcleritis and Scleritis: Simple Diagnostic Approaches
Vision Expo '99, Las Vegas, NV, September 1999

Aseptic Techniques for the Optometric Office
Vision Expo '99, Las Vegas, NV, September 1999

Orbital Disease: When to Refer
Vision Expo '99, Las Vegas, NV, September 1999

Anterior and Posterior Uveitis: Clinical Challenges
Vision Expo '99, Las Vegas, NV, September 1999

Conjunctival Disease: TPA Course
SCCO TPA Course, Fullerton, CA, September 1999

Orbital Disease: TPA Course
SCCO TPA Course, Fullerton, CA, October 1999

Anterior Uveitis: TPA Course
SCCO TPA Course, Fullerton, CA, October 1999

Update on Topical Glaucoma Medication
California Pharmacists Association – Western Education Conference, Anaheim, CA,
October 1999

Anterior Segment Disorders: Allergan Pharmaceuticals
Brea, CA, October 1999

TMOD Review Course
SCCO TPA Course, Fullerton, CA, November 1999

VSP Test Taking CE Course
SCCO TPA Course, Fullerton, CA, November 1999

Primary Care Management of Thyroid Eye Disease
American Academy, Ellerbrock Lecture, Seattle, WA, December 1999

Thyroid Eye Disease: Diagnosis and Treatment
SCCO CE Cruise, Baja, CA, January 2000

Optic Nerve Head Disorders: Swollen Disc
SCCO CE Course, Fullerton, CA, February 2000

Anterior Segment Disorders
C & E Group Course, Fullerton, CA, March 2000

Update on Glaucoma Medications
Orange County Optometric Society, Fullerton, CA, April 2000

TPA Lectures: Orbital Disorders, Uveitic Disorders, Episcleritis / Scleritis
Canadian TPA Course, Toronto, Canada, June 2000

TPA Laboratories: Foreign Body Removal / Lacrimal Procedures / Glaucoma Procedures
Canadian TPA Course, Toronto, Canada, June 2000

Update on Glaucoma Medications / Anterior Segment Disorders
Canadian TPA Course, Toronto, Canada, June 2000

Aseptic Techniques in the Optometric Office
AOA Congress, Las Vegas, NV, June 2000

Ocular Dermatology
AOA Congress, Las Vegas, NV, June 2000

Episcleritis / Scleritis: Treatment Options
AOA Congress, Las Vegas, NV, June 2000

Orbital Disorders
AOA Congress, Las Vegas, NV, June 2000

Glaucoma Update / Anterior Segment Disorders
SCCO CE, Banff, Canada, July 2000

TMOD Review Course
SCCO CE, Fullerton, CA, August 2000

Ocular Complications of AIDS
Vision Expo West, Las Vegas, NV, September 2000

Clinical Cases in Anterior Uveitis
Vision Expo West, Las Vegas, NV, September 2000

Update on Thyroid Eye Disease
Vision Expo West, Las Vegas, NV, September 2000

Glaucoma Update
Tri County Optometric Society, Santa Barbara, CA, October 2000

Topical Steroids Use in the Red Eye
SCCO CE, Fullerton, CA, December 2000/January 2001

Utilizing Drugs in SB 929
San Diego Optometric Society CE, San Diego, CA, January 2001

Glaucoma 24 Hour Certification Course
SCCO CE, Fullerton, CA, February 2001

Glaucoma 24 Hour Certification Course
COA Congress, Oakland, CA, March 2001

Utilizing Drugs in SB 929
Alameda/Contra Costa Optometric Society, San Francisco, April 2001

Utilizing Drugs in SB 929
Fresno Optometric Society/San Fernando Optometric Society CE, Fresno/San Fernando, CA, May 2001

Glaucoma and Uveitis Update Course
Canadian Optometric Society, Toronto, Canada, May 2001

TPA Course: Conjunctivitis/Orbital Disease/Uveitis

SCCO CE, Fullerton, CA, June 2001

Glaucoma 24 Hour Certification Course

SCCO CE, Fullerton, CA, July 2001

Anterior Segment Disease

Tri-County Pathology Symposium, Ventura, CA, October 2001

Ocular Dermatology

South Bay Optometric Society, Torrance, CA, October 2001

Glaucoma 24 Hour Certification Course

SCCO CE, Valley Presbyterian Hospital, Van Nuys, CA, November 2001

Glaucoma 24 Hour Certification Course

SCCO CE, San Diego Society, November 2001

Anterior Segment Disorders

SCCO CE, Fullerton, CA, December 2001

New Advances in Glaucoma / Anterior Segment Disease

Snowvision Conference, Park City, UT, January 2002

SCCO Glaucoma Course (24 Hr Certification Course)

SCCO CE, Fullerton, CA, February 2002

Optic Nerve Disease

San Gabriel Valley Optometric Society, Riverside, CA, April 2002

Glaucoma Jeopardy / Thyroid Disease / Anterior Uveitis Challenges

North Central States Conference, St. Charles, IL, May 2002

SCCO TPA 80 Hour Course: Conjunctiva / Uveitis / Orbit Diseases

SCCO CE, Fullerton, CA, June 2002

Clinical Pearls in Ocular Disease

SCCO CE, Fullerton, CA, June 2002

Glaucoma Challenge / Uveitis Disorders (PUCO Conference)

Pacific University, Victoria BC Conference, July 2002

Update on Glaucoma

Rio Hondo Optometric Society, Las Vegas, NV, July 2002

Anterior Uveitis / Episcleritis / Anterior Segment Disease

Vision Expo West, Las Vegas, NV, September 2002

Corneal Ulcers / Anterior Segment Disease

COA Pathology Conference, Monterey, CA, November 2002

Botox – Understanding the Basics
SCCO CE, Fullerton, CA, December 2002

Physical Exam of the Head and Neck
American Academy of Optometry CE, San Diego, CA, December 2002

Optometric Jeopardy – Glaucoma / Anterior Segment Case Analysis / Eye Care Technology Update
Snowvision – Review of Optometry CE, Steamboat Springs, CO, January 2003

Anterior Segment Disorders / Optical Steroid Use – Update
Kaiser Permanente Optometry Symposium CE, Del Mar, CA, February 2003

Anterior Segment Disorders / Clinical Management of Uveitis
SCCO CE, Fullerton, CA, February 2003

Clinical Pearls in Anterior Segment Disease
Inland Eye Optometric Society CE, Ontario, CA, March 2003

Anterior Segment Clinical Challenges
San Diego Optometric Society CE, San Diego, CA, March 2003

Anterior Segment Jeopardy
Steel Refractive Group, Burbank, CA, April 2003

Clinical Pearls in Corneal Ulcers / Glaucoma Update
C & E Optometric Symposium, Anaheim, CA, April 2003

Glaucoma Certification Course – Case Analysis
SCCO CE, Fullerton, CA, July 2003

Anterior Segment Disorders, Diagnosis and Management
(Black Alumni Optometric Series) SCCO CE, Torrance, CA, August 2003

AIDS Update / Anterior Uveitis / Episcleritis and Scleritis
Vision Expo West CE Program, Las Vegas, NV, September 2003

Anterior and Posterior Uveitic Syndrome
“Allen Fried Honorary Lecture Series” Alumni Weekend
SCCO CE, Fullerton, CA, October 2003

Optometric Jeopardy – Glaucoma Challenge
Dr. Steel Fall Lecture Symposium, Burbank, CA, November 2003

Update on Fourth Generation Fluoroquinolones
Guest Speaker, Alcon Symposium, American Academy of Optometry, Dallas, TX,
December 2003

Anterior Segment Disorder / Anterior and Posterior Uveitis
Snow Vision Lecture Series – Reed Exposition Group CE

Whistler, Canada, January 2004

Anterior Segment Disorders / Optometric Jeopardy – Glaucoma Challenge
Pacific Eyes Island CE Program (Pacific University), Maui, HI, February 2004

Anterior Segment Disorders
San Jose Optometric Pathology Symposium, San Jose, CA, February 2004

Optometric Jeopardy – Glaucoma Challenge / Anterior Infections
Alameda Contra Costa Society, Pathology Symposium, San Francisco, CA, April 2004

Episcleritis and Scleritis / Physical Exam of the Head and Neck / Orbit Disorders / Anterior and Posterior Uveitis Disorders
South Dakota Optometric Association – Annual Meeting, Chamberlain, SD, April 2004

Update on Fourth Generation Fluoroquinolones / Oral Medications / Optometric Jeopardy
TLC Refractive Group, Bajamar, Mexico, May 2004

Anterior and Posterior Uveitic Disorders
SCCO CE, Fullerton, CA, July 2004

HIV Update / Anterior and Posterior Uveitis / Neurologic Examination / Disorders of the Optic Nerve Head
Vision Expo West CE Program, Las Vegas, NV, September 2004

Optometric Jeopardy
SCCO Alumni Anniversary Weekend, Fullerton, CA, October 2004

Fourth Generation Fluoroquinolones / Anterior Segment Disease
TLC CE Seminar, Primm, NV, November 2004

Optic Nerve Disorders / Optometric Jeopardy / Anterior and Posterior Uveitis
COA Pathology Symposium, Monterey, CA, November 2004

Anterior Segment Disease: Treatment Update
COA House of Delegates, Oakland, CA, December 2004

Anterior Segment Disease / Fourth Generation Fluoroquinolones
San Diego Optometry Pathology Symposium, San Diego, CA, March 2005

Anterior and Posterior Uveitic Disorders
Inland Empire Optometric Society, Ontario, CA, March 2005

Anterior Segment Disorders: Therapeutic Update
C & E Pathology Symposium, Fullerton, CA, April 2005

Anterior Uveitis, Diagnosis, Treatment & Management
SCCO CE, Fullerton, CA, July 2005

Update on HIV Infection / Neuro Work-up for General Practice / Disc Edema (5 Hrs)
Optowest / Vision Expo Continuing Education Program, Las Vegas, NV, September 2005

Update on Fluoroquinolones / Episcleritis and Scleritis / Case Review of Anterior Segment / Thyroid Eye (4 Hrs)
Ohio Optometric Association CE Program, Cleveland, OH, October 2005

Disc Edema / Uveitis Work-up / Update on Fluoroquinolones (5 Hrs)
Kaiser Permanente CE Program, Portland, OR, October 2005

Disc Swelling and DDx / Anterior Segment Jeopardy / Case Analysis of Anterior Inflammation
Berkeley School of Optometry, Alumni CE Program, Hawaii, HI, November 2005

Glaucoma Jeopardy for the Private Practitioner
SCCO CE, Fullerton, CA, December 2005

First Line Glaucoma Medications
San Diego Optometric Society CE Program, San Diego, CA, February 2006

Thyroid Eye Disease / Ocular Dermatology / Anterior Segment Jeopardy / Neuro Work-up
Arkansas Optometric Association CE Program, Hot Springs, AR, April 2006

Mad Science / Mad Drugs
TLC CE Program, Anaheim, CA, June 2006

Dry Eye Syndrome
Rio Hondo Optometric Society, Las Vegas, NV, July 2006

SCCO Glaucoma Course: VF Evaluation of the Glaucomatous Patient
SCCO CE, Fullerton, CA, September 2006

Thyroid Eye Disease / You've Got Some Nerve Disc Disease / Anterior Segment Jeopardy
Great Western Council of Optometry (GWCO), Portland, OR, October 2006

Optic Nerve Disease / How to Do a Basic Neurologic Work-up
C & E Symposium, Garden Grove, CA, January 2007

Ocular Emergencies / Anterior Segment Diseases
SCCO CE, Fullerton, CA, February 2007

Anterior/Posterior Uveitis: Clinical Challenges
San Jose Optometric Winter Symposium, Stockton, CA, February 2007

First Line Glaucoma Medications / Ocular Dermatology / Thyroid Eye Disease / Episcleritis & Scleritis
California Optometric Association – Optowest, March 2007

Fourth Generation Fluoroquinolones
Fresno Optometric Society, Fresno, CA, March 2007

First Line Glaucoma Medications
Alcon Symposium, San Diego, CA, April 2007

Optic Nerve Disease / Anterior Segment Disorders / Anterior Segment Jeopardy
San Diego Optometric Society, San Diego, CA, May 2007

Fundus Technology in Optometric Practice
TLC Lecture, Anaheim, CA, June 2007

Gonioscopy / Foreign Body Removal
SCCO CE, Fullerton, CA, July 2007

Anterior Uveitis / Systemic Inflammatory Disorders of the Eye / Case Review of Ocular Inflammation
Manitoba, Canada, Manitoba Optometric Association, September 2007

Thyroid Eye Disease / Panel Discussion New Technologies / Ocular Dermatology
Vision Expo – West, Las Vegas, NV, October 2007

Systemic Medical Jeopardy
American Academy of Optometry, Tampa, FL, October 2007

Case Studies in Glaucoma and Visual Field Loss
SCCO Glaucoma Course, Fullerton, CA, November 2007

Papilledema / The Swollen Optic Nerve
SCCO CE Course, Fullerton, CA, December 2007

Infectious Disease of the Eye / Anterior Segment Jeopardy / Episcleritis and Scleritis
National West Optometric Meeting, Los Angeles, CA, December 2007

Famous Red Eyes / Lacrimal Lab: Punctal Plugs
SCCO CE Course, Fullerton, CA, March 2008

Neurologic Work-up for the Optometric Office / Systemic Medicine Jeopardy
VSP CE Course, Denver, CO, May 2007

Anterior & Posterior Uveitis / Anterior Segment Jeopardy
Tyrie Jensen Refractive Center CE Course, Honolulu, HI, May 2008

Ocular Surface Disease / Allergic Response of the Eye
San Fernando Optometric Society, Tarzana, CA, June 2008

Anterior Segment Disorders
Orange County Optometric Society, Anaheim, CA, June 2008

Ocular Emergencies / Lacrimal Lab – Punctal Plugs
SCCO CE Course, Fullerton, CA, July 2008

Neuro Eval / Systemic Medicine Jeopardy / Swollen Disc Syndrome / Thyroid Eye Disease Update

Vision Expo CE Course, Las Vegas, NV, September 2008

Video Gonioscopy Workshop

American Academy of Optometry, Anaheim, CA, October 2008

Anterior Segment Jeopardy

Alcon-sponsored CE, Los Angeles, CA, November 2008

CE Potpourri : Chief of Service

SCCO CE, Fullerton, CA, December 2008

Ocular Disease; Part I (Lacrimal Lab / Dilation / Irrigation Lab / Anterior Segment Jeopardy)

SCCO CE, Fullerton, CA, January 2009

Ocular Emergencies / Swollen Disc Syndrome / Systemic Medicine Jeopardy

NOA CE Meeting, Lake Tahoe, NV, March 2009

Anterior Segment CE: Lacrimal Lab / Fourth Generation Fluoroquinolones

SCCO CE, Fullerton, CA, March 2009

Glaucoma Jeopardy / Paraoptometric Jeopardy

Inland Empire CE Program, Ontario, CA, April 2009

First Line Glaucoma Medications

C & E Symposium, Norwalk, CA, May 2009

Ocular Emergencies / Neuro Evaluation / Glaucoma Jeopardy

San Diego Optometry Society, San Diego, CA, May 2009

Foreign Body Workshop & Lecture / Ulcerative Keratitis

SCCO CE Program, Fullerton, CA, July 2009

Medical Mysteries / First Line Glaucoma Meds / Systemic Medical Jeopardy

GWCO, Portland, OR, October 2009

Anterior Segment Disease Update

SCCO CE Program, Fullerton, CA, November 2009

Binocular Indirect Workshop – Laboratory

SCCO CE Program, Fullerton, CA, December 2009

Anterior Segment: Lids and Beyond

Inland Empire Optometric Society, Ontario, CA, February 2010

Binocular Vision / Anterior Segment Jeopardy

SCCO CE Alumni Weekend, Fullerton, CA, February 2010

Posterior Uveitis / Glaucoma Management Cases

SCCO CE (Ocular Disease Part I), Fullerton, CA, March 2010

Managing the Dry Eye Patient
Alcon CE, Fullerton, CA, March 2010

Neuro Evaluation / Systemic Causes of Ocular Inflammation / Anterior Segment Disease: Lids and Beyond / Ocular Emergencies
South Dakota Optometric Society (Spring Convention), Pierre, SD, April 2010

Controversies in Modern Eye Care
Maconey Vision Institute, Los Angeles, CA, April 2010

Ocular Emergencies / Ocular Dermatology
Indian Health Service Annual Meeting, SCCO, Fullerton, CA, May 2010

Advances in Ocular Disease Technology
SCCO CE Program, Fullerton, CA, June 2010

Ocular Surface Disorders
Alcon CE Program, Sacramento, CA, June 2010

Physical Exam of the Head & Neck / First Line Glaucoma Medications
Rio Hondo Optometric Society, Buena Park, CA, July 2010

Anterior Segment Disease: Lids and Beyond
Orange County Optometric Society, Santa Ana, CA, August 2010

Ocular Dermatology / Neurologic Evaluation / Medical Jeopardy / Ocular Emergencies
Vision Expo West, Las Vegas, NV, October 2010

Herpes Simplex Infections of the Anterior Segment / Physical Examination of the Head and Neck
American Academy of Optometry – Ellerbrock CE, San Francisco, CA, November 2010

Anterior Segment Disease
Kaiser Permanente Spring CE Program, Long Beach, CA, January 2011

Anterior Segment Disease / First Line Glaucoma Medications
British Columbia Optometric Association (Congress), Vancouver BC, February 2011

Ocular Disease Symposium
SCCO CE Program, Fullerton, CA, February 2011

Ocular Emergencies / Anterior Segment Disease / Challenges in Uveitis
Mountain West Council of Optometry (MWCO), Las Vegas, NV, April 2011

Glaucoma Certification Course (16 Hour)
SCCO, Fullerton, CA, May 2011

Neurologic Work-up / Challenges in Uveitis
Saskatoon Optometric Association, Saskatoon, Canada, June 2011

Glaucoma Grand Rounds – Instructor
ECC: 16 Hours of Patient Grand Rounds for Board Certification, September 2011-October 2012, monthly

Glaucoma Certification / Systemic Disease and the Eye
COA Pathology Symposium, Monterey, CA, November 2011

Ocular Emergencies / Physical Exam and Ocular Diagnosis
Canadian Optometric Association – Vancouver, BC, March 2012

Glaucoma Treatment and Management Course
COA Optowest, Indian Wells, CA, April 2012

Glaucoma Jeopardy / Ocular Emergencies / Ocular Dermatology
Colorado Optometric Association, Steamboat Springs, CO, July 2012

Ocular Emergencies / Ocular Neurology
Vision Expo West, Las Vegas, NV, September 2012

Glaucoma Jeopardy / Ocular Emergencies
Minnesota Optometric Association, September 2012

Systemic Virus and Ocular Complications
American Academy of Optometry, Phoenix, AZ, October 2012

Glaucoma Certification Lecture
COA Optowest, Indian Wells, CA, April 2013

Managing IOP in Glaucoma Patients
Sacampo Lecture, Sacramento, CA, August 2013

Travatan-2 Update
Northeastern State University, Tahlequah, OK, September 2013

Pediatric/Adult Orbital Disease
Ellerbrock Lecture, American Academy of Optometry (October 2013), Seattle, WA

Glaucoma Certification Lecture
COA Pathology Symposium, Monterey, CA, November 2013

Infectious Keratitis
C & E Lecture, Orange, CA, January 2014

Connective Tissue Disease and the Eye, Glaucoma Jeopardy
SCCO CE Course (OD Part I), Fullerton, CA, March 2014

Glaucoma Case Presentation (with Dr. Maher)
SCCO CE Course (OD Part II), Fullerton, CA, July 2014

Ocular Emergencies, Ocular Dermatology, Pediatric Orbital Disorders
Vision Expo 2014, Las Vegas, NV, September 2014

Ocular Emergencies, Ocular Dermatology, Systemic Medical Jeopardy (with Drs. Scalfani/Kading), Adults Orbital Disorders
GWCO, Portland, OR, October 2014

Ocular Emergencies, Pediatric Orbital Disorders, Jeopardy
Arizona Optometric Fall Congress, Sedona, AZ, November 2014

Uveitis Challenges, Ocular Dermatology, Orbital Disorders
VisionExpo West, Las Vegas, NV. September 2015

Invited Lecturer (University of Houston) CE Lecture: Uveitis, Clinical Case Challenges
School of Optometry, Houston, TX, October 2015

Poster Presentation: "*Double ONH Drusen*"
American Academy of Optometry, New Orleans, LA, October 2015

New Testing for Viral Infections
SCCO CE Lecture, Fullerton, CA. March 2016

OCT and Glaucoma Progression
NVision Symposium, Anaheim, CA. June 2016

Dry Eye and Rheumatoid Disease
SCCO/CE Lecture, Fullerton, CA. July 2016

Uveitis and Orbital Disorders
C&E Lecture Symposium, Orange, CA. September, 2016

Advanced Procedures, Uveitis and Systemic Medical Jeopardy
GWCO meeting, Portland, OR. October, 2016

OCT and Glaucoma Progression
San Diego Optometric Society, San Diego, CA. October 2016

New Advances in Optometric Practice
SCCO/CE Lecture, Fullerton, CA. December 2016

AWARDS / PROFESSIONAL SERVICE

COA Excellence in Optometric Education Award 2012, 2014

Trustee: Orange County Optometric Society, 1986-99 (Health Care Chairman 1997-99)

Membership Chairman: Orange County Optometric Association 1988-1992

OCOS delegate to the COA Congress, February, 1990, 1992-2002, 2004, 2009, 2012

Graduated magna cum laude, University of Massachusetts, Amherst, MA, 1981

Optometric Recognition Award, 1987, 1988, 1989, 1990, 1994, 1995, 1998, 2000, 2008, 2012, 2015

AOA Continuing Education Award, 1987, 1988, 1993, 1994, 1995, 1998, 2001, 2010, 2015

Who's Who in California Yearbook, 1988, 1995, 1997, 1998, 2001

20-Year Membership Award (AOA), 2003

25-Year Membership Award (AOA), 2008

30-Year Membership Award (AOA), 2013

Teacher of the Year Award (1996, 2006, 2007, 2009, 2010, 2012, 2013)

SCCO Service Award, 1991, 1996, 2001, 2006, 2011, 2016

Exceptional Service Award (UCI-NOCCC), 1990

Outstanding Young Men of America, 1996, 1997, 1998

Certificate of Recognition MBKU (Outstanding Dedication/Service) 2014

PROFESSIONAL AFFILIATIONS

Optometric Glaucoma Society (OGS) – Active

Fellowship in the American Academy of Optometry (Diplomate: Active)

American Optometric Association Member – Active

California Optometric Association Member – Active

Beta Sigma Kappa Honor Society – Active

Omega Delta Optometric Fraternity Member – Active

Association of Optometric Educators – Active

Orange County Optometric Society Member – Active

American Diabetes Association Member – Active

Optometric Advisory Board (Assemblyman William Morrow) – Inactive

LICENSURE/CERTIFICATION

Present licenses in Massachusetts (expires 2017), California (expires 2017)

IAB Certification in Ocular Diagnosis and Therapeutics, 1986, 1996

TPA Certification in California, December 1996

Glaucoma Certification, February 2004 (completed 50 co-management patients)

DEA certification, June 2001 (expires 2019)

REFERENCES

References upon request.